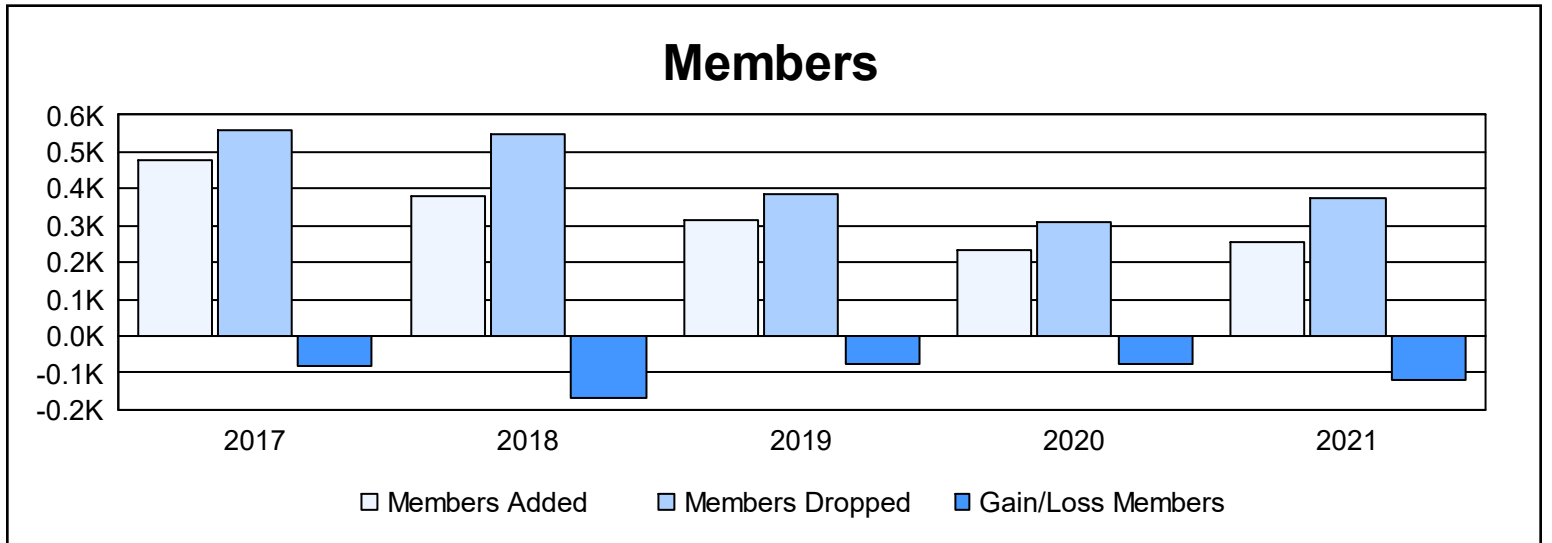
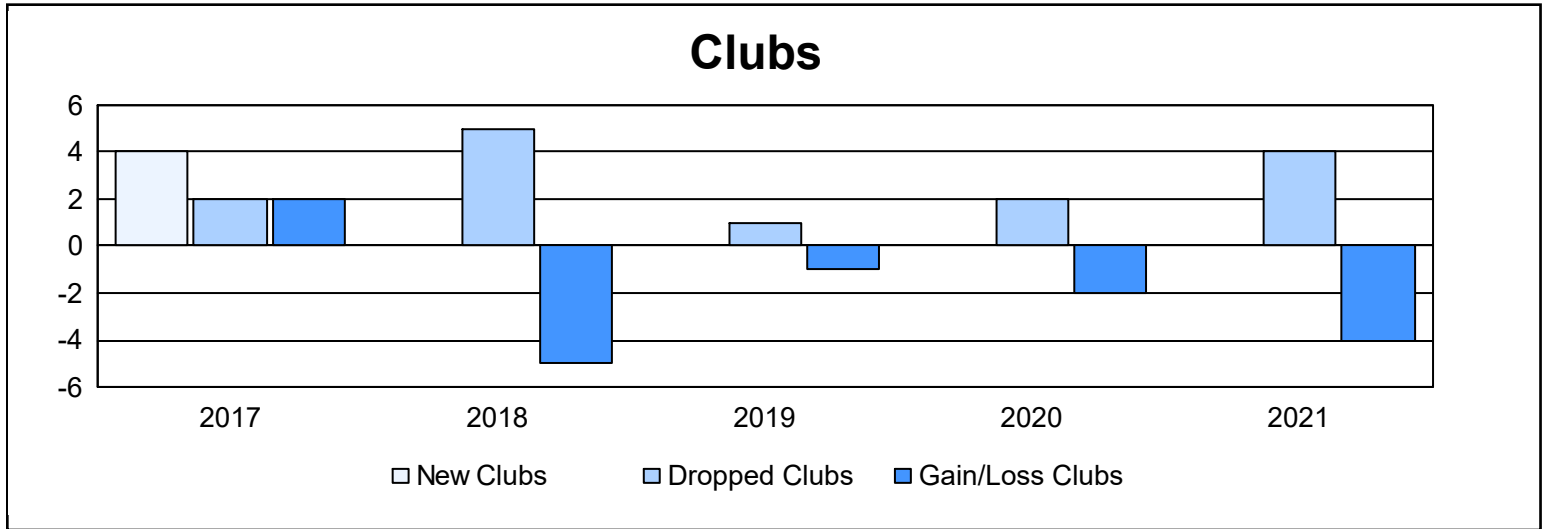
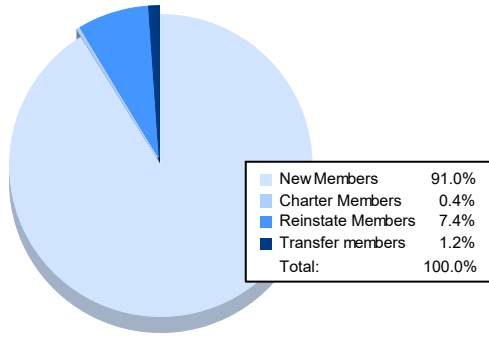


Year	New Clubs	Dropped Clubs	Gain/ Loss Clubs	New Members	Charter Members	Reinstate Members	Transfer Members	Total Member Added	Total Members Dropped	Gain/ Loss Members
2016-2017	4	2	2	325	94	36	23	478	559	-81
2017-2018	0	5	-5	350	2	17	10	379	546	-167
2018-2019	0	1	-1	286	7	18	3	314	388	-74
2019-2020	0	2	-2	210	0	9	13	232	309	-77
2020-2021	0	4	-4	233	1	19	3	256	377	-121
<b>Average</b>	<b>1</b>	<b>3</b>	<b>-2</b>	<b>281</b>	<b>21</b>	<b>20</b>	<b>10</b>	<b>332</b>	<b>436</b>	<b>-104</b>



### Membership Composition June 2021 Cumulative



### Gender Composition June 2021 Cumulative

